

INVESTMENT OBJECTIVE

The objective of the sub-fund is to seek income and/or a capital gain over a time frame greater than 5 years by managing a portfolio composed mainly of shares in companies producing, developing and/or marketing products and services related to major societal trends such as globalisation, demographics, energy, technology, food or water (non-comprehensive list), with no restrictions as to size or country.

The Fund is managed in actively.

There is no guarantee that the Fund's investment objective will be achieved or that there will be a return on investment.

RISK INDICATOR


The synthetic risk indicator classifies the Fund on a scale of 1 to 7 (1 representing the lowest level of risk and 7 the highest level of risk). See explanation in the Key Investor Information Document (« KIID PRIIPS »).

PERFORMANCE AS AT 30/04/2026 (net of fees)

| | YTD | 1 month | 1 year | 3 years | 5 years |
|-----------|------------|------------|------------|------------|------------|
| Since | 31/12/2025 | 31/03/2026 | 30/04/2025 | 28/04/2023 | 30/04/2021 |
| Portfolio | 9.54% | 11.09% | 33.39% | 78.81% | 49.72% |
| Benchmark | 5.68% | 9.59% | 29.16% | 71.49% | 70.71% |

PERFORMANCE BY CALENDAR YEAR (net of fees)

| | 2025 | 2024 | 2023 | 2022 | 2021 | 2020 |
|-----------|--------|--------|--------|---------|--------|--------|
| Portfolio | 15.40% | 23.80% | 25.49% | -28.59% | 13.33% | 22.25% |
| Benchmark | 21.09% | 18.67% | 23.79% | -18.14% | 21.82% | 15.76% |

Sources: Fund management company

Past performance is no guarantee of future results and is not constant over time. Performances are calculated by comparing the net asset value at the end of the period to that at the beginning of the period. The figures shown are calculated in the reference currency of the share class. They are calculated after deduction of all charges, with the exception of any entry/exit charges. Net figures do not take account of taxes applicable to the average retail individual client in their country of residence. When the currency shown differs from the client's currency, there is a currency risk that can result in a decrease in value.

KEY DATA

| | |
|---|--|
| Net asset value | (Share Acc) 271.08 USD (Share Inc) 202.60 USD |
| Net Asset Value Date | 30/04/2026 |
| Assets under management (AUM) | 275.82 (million USD) |
| Income appropriation | Share Acc : Accumulation Share Inc : Income |
| ISIN codes | Share Acc : LU1073919679 Share Inc : LU1073919836 |
| Max entry fee | 3.00% |
| Max redemption fee | 1.00% |
| Management fees and other administrative or operating costs * | 1.85% |
| Performance fee | 20.00% maximum of the Fund's net outperformance versus its benchmark |

* The impact of the costs you pay each year for managing the Product and its investments. This estimate is based on actual costs over the past year.

| | |
|-------------------|-------|
| Transaction costs | 0.26% |
|-------------------|-------|

SFDR Classification

Article 9

Article 8

Article 6



Morningstar Category © : EAA FUND GLOBAL LARGE-CAP GROWTH EQUITY

Rating date : 31/03/2026

NET PERFORMANCE OVER FIVE YEARS OR SINCE FUND/SHARE CLASS LAUNCH

VOLATILITY BY ROLLING PERIOD AS AT 30/04/2026

| | 1 year | 3 years | 5 years |
|-----------|--------|---------|---------|
| Portfolio | 14.7% | 16.5% | 17.8% |
| Benchmark | 12.5% | 13.6% | 15.2% |

Volatility is a statistical indicator that measures the magnitude of changes in an asset around its average.

MAIN CHARACTERISTICS

| | |
|-------------------------------------|---|
| Legal structure | SICAV Luxembourg SICAV UCITS |
| Fund | Indosuez Funds - Global Trends |
| Fund launch date | 28/04/2016 |
| Share/class launch date | 13/05/2016 |
| Domicile | Luxembourg |
| Type of UCITS | SICAV |
| Benchmark index | 100% MSCI WORLD Dividends/net coupons reinvested |
| Currency (shareclass and benchmark) | USD |
| NAV calculation | Daily |
| Order reception | D 10:00 |
| Subscription/redemption | Unknown price |
| Minimum subscription amount | 1.00 share(s) |
| Subsequent subscription amount | 1.00 share(s) |
| Payment | D+3 |
| Recommended investment horizon | 5 years |
| Management company | CA Indosuez Fund Solutions |
| Custodian | CACEIS Bank, Luxembourg Branch |

See the Prospectus for more details on ESG criteria. Potential inconsistencies or the unavailability of ESG data, particularly when provided by an external service provider, constitute methodological limits to the ESG rating process used.



MANAGEMENT TEAM



This fund has been taken over by the Quantamental team since 01/07/2022

MANAGEMENT TEAM COMMENT

Global markets rebounded strongly in April, with the MSCI World Net EUR Index (in USD) gaining 8.24%. This increase brings its year-to-date performance to +5.71% (USD). This recovery reflects renewed investor confidence, supported by better-than-expected corporate earnings and a stabilisation of geopolitical tensions. A key driver of portfolio performance was our strategic positioning in the memory sector, which is currently experiencing an unprecedented supply shortage driven by strong demand from the development of AI infrastructures. Our exposure to Brazil, via our investment in SABESP (Companhia de Saneamento Básico do Estado de São Paulo), the country's principal operator in water and sanitation services, also contributed positively to performance. Finally, increasing our exposure to China's leading electric vehicle companies, notably Geely Automobile and BYD, was another significant contributor to performance. These companies are taking full advantage of the global electrification momentum and are also benefiting from rising energy prices. In this environment, the fund has risen by 9.97% (F share in USD) since the beginning of the year, outperforming its benchmark by +4.26%.

FUND METRICS

| | Portfolio | Benchmark |
|-------------------|-----------|-----------|
| PER * | 26.29 | 24.88 |
| Dividend yield ** | 0.97 | 1.56 |
| Price to book | 5.59 | 4.09 |

| | Portfolio | Benchmark |
|---------------------|-----------|-----------|
| Number of positions | 148 | 1,309 |

* PER (also known as "Price-earnings ratio"): The ratio of the share price to earnings per share.
** Dividend yield: The dividend yield designates the yield on equities and indicates the amount of the dividend paid annually to shareholders of the company relative to the share price. It is expressed as a percentage of the share price, and is therefore the gross yield price (excluding costs) of a share relative to its purchase price. Calculated on a gross basis by dividing annual dividends per share by the share price.

BREAKDOWN BY MARKET CAPITALISATION

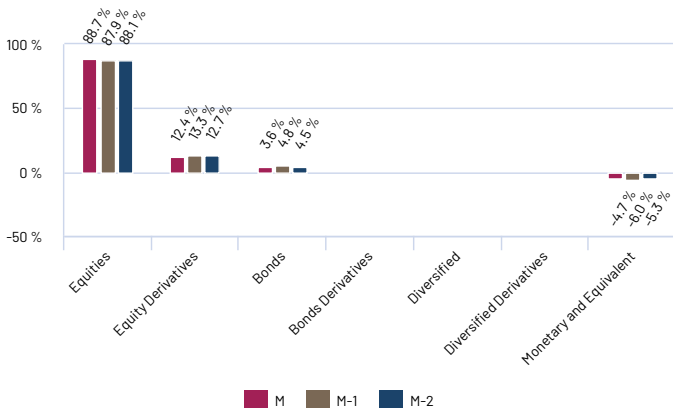
| | Portfolio | Benchmark |
|------------------------|-----------|-----------|
| > 100 billion | 58.42% | 62.83% |
| 10 < 100 billion | 25.95% | 35.71% |
| 1 billion < 10 billion | 4.36% | 1.46% |

Market capitalisation represents the value of a listed company. Obtained by multiplying the number of shares by their market price.

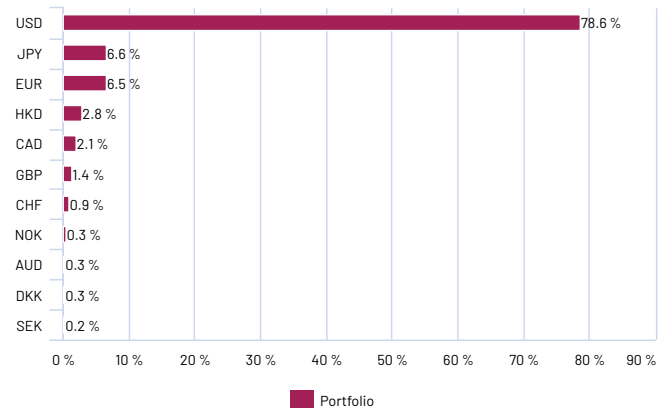
MAIN EQUITY POSITIONS

| | Country | Portfolio |
|----------------------------|---------------|-----------|
| NVIDIA CORP | United States | 6.18% |
| ALPHABET C | United States | 5.59% |
| APPLE | United States | 5.31% |
| MICROSOFT | United States | 3.82% |
| AMAZON COM | United States | 3.18% |
| BROADCOM INC | United States | 2.88% |
| Meta Platforms Inc Class A | United States | 1.83% |
| MICRON TECHNOLOGY | United States | 1.68% |
| ELI LILLY & CO | United States | 1.04% |
| ASML HOLDING | Netherlands | 1.04% |

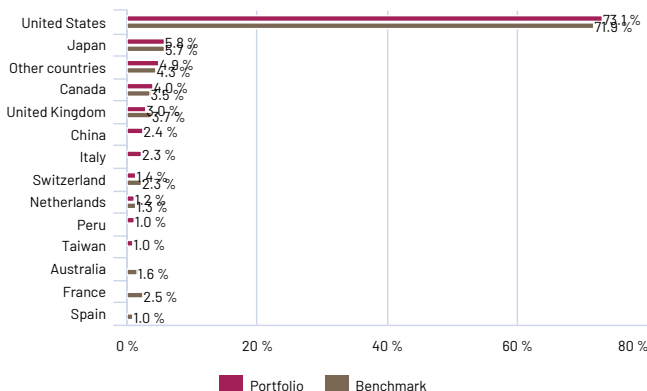
CHANGE IN BREAKDOWN BY ASSET TYPE (including derivatives)



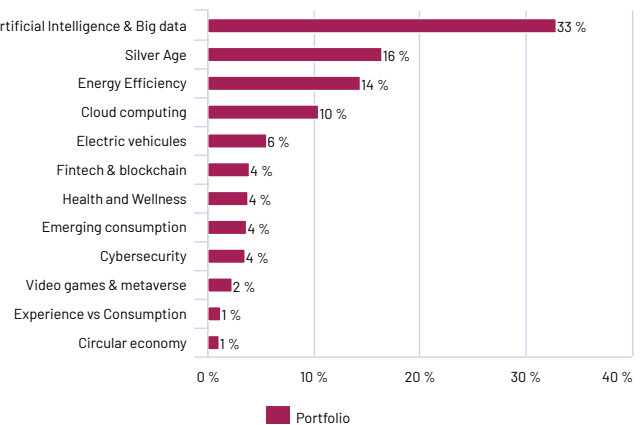
EXPOSURE BY CURRENCY (with hedging and derivatives)



GEOGRAPHICAL BREAKDOWN (% of the equities segment) *



THEMATIC BREAKDOWN (% of the equities segment)



* Excluding derivatives instruments. A version including derivatives is available on request.

LEGAL DISCLAIMER

Non-contractual document. The purpose of this document is to inform readers in a simplified manner about the management of the UCITS in question and does not constitute an offer or recommendation to buy or sell financial instruments. The Fund may be invested in financial instruments issued by an entity of the Crédit Agricole group. The Fund's management company may pay a portion of management fees to distributors. Investors are reminded that past performance is no guarantee of future results and that the value of investments may go up or down depending on market trends and exchange rates. Data on movements, asset allocation and fund performance are calculated on the basis of information provided by our counterparties and reprocessed by our IT systems. The Management Company may not be held liable in respect of this information, provided as an indication, in any way, nor shall this information be considered a replacement for the Fund's prospectus and periodic information documents made available to the investor, which the Management Company recommends to read carefully. This UCI is not guaranteed. The classification of the UCIs in which the Fund is invested reflects the manager's management policy. It may sometimes differ from the classification defined in the regulatory prospectuses of these UCITS.



MAIN RISKS

The sub-fund is subject to the risks of market fluctuation and capital loss. It does not offer any capital guarantee and you may not get back the amount you originally invested. There is no guarantee that the investment objective will be achieved or that you will obtain a return on your investment. It is possible that the risks set out below may not all be suited to your Fund. Please refer to the "Risk and Reward Profile" section of the relevant fund's Key Investor Information Document. The Fund's main risks, and the risks not sufficiently taken into account in the risk and reward profile, are as follows (non-exhaustive list) :

Concentration risk : To the extent that the Product's investments are concentrated in one particular country, market, industry or asset class, it could suffer losses due to adverse occurrences affecting that country, market, industry or asset class.

Risk linked to the use of derivatives : The Product may use derivatives, i.e. financial instruments whose value depends on that of an underlying asset. However, even minor fluctuations in the price of the underlying asset may cause significant changes in the price of the corresponding derivative. The use of over-the-counter derivatives exposes the Product to a risk that the counterparty will fully or partially fail to honour its contractual obligations. This may result in a financial loss for the Product.

Liquidity risk : This is the risk that an asset cannot be sold at the expected price or within the desired time frame, due to the structural or cyclical narrowness of the market. This risk thus materialises by a decrease in the sale price of the assets concerned and/or a delay in the adjustment or liquidation of the portfolio.

Currency risk : The Product invests in overseas markets and could be affected by fluctuations in exchange rates, which may cause the value of your investment to decrease or increase.

Impact of hedging techniques : The use of derivatives for hedging in a rising market may reduce potential gains.

Sustainability risk: This is an environmental, social or governance (ESG) event or situation that, if it occurs, could have an actual or potential material negative impact on the value of one or more investments held by the Product.

REGISTRATION COUNTRY OF THE SHARE/CLASS

Belgium
Spain
France
Italy
Luxembourg
Singapore
Switzerland

TYPE OF INVESTOR PER CLASS

F: Reserved for institutional investors specially approved by the Company's Board of Directors.

G: Any investor having signed a discretionary management mandate with an entity of the Crédit Agricole group.

M: Investors must either have signed a specific investment advisory contract with an entity of the Crédit Agricole group and paying fees for this specific investment advisory contract or be specially authorised by the Board of Directors of the Company

P: All investors

W: Reserved for non-institutional investors investing a minimum of 5,000,000 euros or 10,000,000 euros as specified in the sub-fund files or the equivalent in another currency as well as any investor authorised by the Company's Board of Directors

F/G/M/P/W: Accumulation classes

FX/GX/MX/PX/WX: Distribution classes

Certain classes of shares may be issued in currencies other than the currency of the sub-fund concerned:

- if the currency of the sub-fund is not the Euro, the sub-fund may offer classes denominated in Euros: by investing in this type of class, the investors subscribe in Euros but the class will incur exchange risks associated with the reference currency of the sub-fund. They will be distinguished by the letter "E" in the class name.

- the sub-fund may offer classes covered against exchange risks: by investing in this type of class, the investors will be protected against the exchange risk relating to the currency of the sub-fund in return for using derivative financial instruments such as forward exchanges. They will be distinguished by the letter "H" in the class name, followed by the hedging currency. For example, a "PHE" class means that this P class is hedged in Euros, "PHS" means being hedged in Swiss Francs and "PHU" means being hedged in US Dollars.

For more information, please refer to Section 12 of the Prospectus.

IMPORTANT INFORMATION

This document is a marketing document concerning Indosuez Funds, a Luxembourg-registered Investment Company with Variable Capital ("SICAV") and multiple Funds in accordance with the Luxembourg law of 10 August 1915 on commercial companies and UCITS, compliant with the European Directive 2009/65/EC, as amended and supplemented, and compliant with part I of the Luxembourg law of 17 December 2010 on collective investment undertakings as amended (the "2010 Law"). The SICAV is registered with the Luxembourg Trade and Companies Register under number B 166912. This marketing document concerns one of the Funds of Indosuez Funds (jointly called the "Fund").

This document is intended for promotional purposes only. The information and opinions contained in this document do not constitute a personal or general recommendation and cannot be construed as investment, legal, tax, audit or any other form of professional advice. Under no circumstances does this document state that an investment or strategy is suitable or appropriate for any particular situation or for your risk profile.

The Fund is not intended for distribution in all jurisdictions; it is not intended for distribution to persons who are citizens or residents of jurisdictions in which the publication, dissemination or use of the information contained in this document is subject to restrictions or limitations. All investment decisions must be based on the current prospectus and/or full documentation and the publication of the Fund.

As with all investments, investments in investment funds are subject to market, political, credit, economic, exchange rate and pricing risks. The Fund unit prices and incomes fluctuate and cannot be guaranteed. Investment costs impact actual performance. Achievement of investment targets cannot be guaranteed. All information, prices, market valuations and calculations given in this document may change without notice.

Before entering into any transaction you should consult your investment advisor and, if necessary, obtain advice from an independent professional advisor regarding the risks and all legal, regulatory, tax, accounting and credit consequences. We recommend that you contact your usual advisors to ensure that you make decisions independently, based on your own personal circumstances, financial knowledge and experience, and your risk profile.

This promotional document is published by CA Indosuez Fund Solutions, the asset management company of Indosuez Funds, having its registered office at CA Indosuez Fund Solutions, 12 Rue Eugène Ruppert, L-2453 Luxembourg. The Fund is licensed by the Commission de Surveillance du Secteur Financier (CSSF) pursuant to chapter 15 of the 2010 Law. The information contained in this document is based on sources we consider reliable. Unless otherwise stated, the relevant date of this document is the issue date shown on the first page of this presentation.

You may access a summary of your rights concerning European and national class actions in the event of litigation. This summary is available without charge in one of the official languages of your country (or an authorised language) at the following link: <https://ca-indosuez.com/pages/ca-indosuez-wealth-asset-management>

The management company may decide at any time to discontinue the marketing of the Fund in your country.

This document cannot be photocopied, reproduced or distributed in all or any part or in any way without the prior agreement of your bank.

© 2025, CA Indosuez Fund Solutions / All rights reserved.



ACCESS TO DOCUMENTS CONCERNING THE FUND AND INFORMATION IN YOUR COUNTRY

Before making any investment decision, you must read the current prospectus (available in English and the languages stated below), the Key Investor Information Document ("KIID"), translated into one of your country's official languages, and the latest annual and semi-annual reports (in English and the languages stated below). The documents are available on request and without charge from the Management Company CA Indosuez Fund Solutions, 12 Rue Eugène Ruppert, L-2453 Luxembourg, Tel: +352 26 64 50 1, as well as at www.fundinfo.com and from the entities in charge of Information Facilities for your country.

For each European Union country in which the Fund is registered, the following facilities are provided for investors:

- The processing of subscription, redemption and repayment orders and other payments to investors ("Payment Facilities").
- The provision of the Fund documents and the net asset values ("Information Facilities").
- Help with accessing procedures concerning the exercise of your investor rights ("Investor Rights Facilities").

Only when the country appears in the section "Country of registration of the unit/class", the information below is applicable. Not all of the following countries are therefore available for the Fund:

France: Payment and Information Facilities: CACEIS Bank France, 89 rue Gabriel Peri, 92120 Montrouge. Prospectus and financial reports also available in French.

Spain: Local distributor and Payment and Information Facilities: CA Indosuez Fund Solutions (Europe), Spanish Branch, Indosuez Funds registered for distribution with the Comisión Nacional del Mercado de Valores (CNMV) - Number: 1279.

Italy: Payment and Information Facilities: CACEIS Bank Italy Branch, Piazza Cavour, 2, 20121 Milano.

Luxembourg: Information and Investor Rights Facilities: CA Indosuez Fund Solutions, 12 Rue Eugène Ruppert, L-2453 Luxembourg. Depository bank and Payment Facilities: CACEIS Bank, Luxembourg Branch

Switzerland: This document is intended for all types of investors in Switzerland only when the country "Switzerland / CH" appears in the list of countries, in which case the Fund is registered for distribution with FINMA.

This document constitutes advertising within the meaning of Article 68 of the Swiss Financial Services Act (LSFin) and does not constitute investment advice. This document is addressed to Swiss investors of the class concerned in accordance with the types of Swiss investors defined in the LSFin. The Swiss version of the Prospectus, the KIID and the financial reports are available free of charge from the Management Company, CA Indosuez Fund Solutions, 12 Rue Eugène Ruppert, L-2453 Luxembourg and from the Representative in Switzerland: CACEIS (Switzerland) S.A., Route de Signy 35, CH-1260 Nyon. The Paying Agent for Switzerland is Caceis Bank, Montrouge, succursale de Nyon / Switzerland Route de Signy 35, CH-1260 Nyon

Singapore (restricted scheme): This document is only available when "Singapore (restricted scheme)" appears in the list of the Fund's countries of registration. In this case, this document is exclusively for (i) "institutional investors" in accordance with Section 304 of the "Securities and Futures Act, Chapter 289 of Singapore" ("Act"), (ii) persons within the meaning of Section 305(1) of the Act, (iii) persons who meet the requirements of Section 305(2) of the Act or (iv) in accordance with the other provisions of the Act applicable under exemptions. **This document should not be passed on or distributed, directly or indirectly, to individuals in Singapore.** The Fund is not authorised or treated as a "recognised scheme" by the Monetary Authority of Singapore ("MAS") and **the share classes are not available to individual investors in Singapore.** This Fund is a restricted scheme within the meaning of Singapore's Sixth Schedule to the Securities and Futures (Offers of Investments) (Collective Investment Schemes) Regulations. **This document does not constitute advertising within the meaning of section 305(5) of the SFA. This document is an integral part of the Indosuez Funds Information Memorandum.**

Germany: Payment and Information facilities: CACEIS Bank S.A., Germany Branch, Lilienthalallee 36, 80939 München.

Greece: Payment facilities: CACEIS Bank, Luxembourg Branch, 5 allée Scheffer, L-2520 Luxembourg.

Information facilities: PwC Société coopérative – Global Fund Distribution, 2, rue Gerhard Mercator, B.P. 1443, L-1014 Luxembourg.

Authorised for distribution in:

Monaco : This publication is distributed by CFM Indosuez Wealth, 11, Boulevard Albert 1er - 98 000 Monaco, number 56S00341 in the Monaco Industrial and Commercial Register, approval: EC/2012-08.

US Persons : The SICAV and its Fund are not registered under US federal securities laws or any other applicable law in the states, territories and possessions of the United States of America. Consequently, they may not be marketed directly or indirectly in the United States (including its territories and possessions) and with or for the benefit of residents and citizens of the United States of America and "US Persons". This document is not intended for use by residents or citizens of the United States of America and "US Persons" under "Regulation S" of the Securities and Exchange Commission under the US Securities Act of 1933 as amended (<https://www.sec.gov/rules/final/33-7505a.htm>).

GLOSSARY

- **Alpha:** Alpha is a measure of the excess return on an investment, compared with a suitable market index.
- **Market capitalisation :** Market value of a listed company. Obtained by multiplying the number of shares by their market price.
- **ESG:** ESG stands for Environmental, Social and Governance. Investment is used to select investments based on company policies and to encourage companies to act responsibly.
- **Exposure / Exposure Rate / Investment Rate :** The investment rate corresponds to the amount of invested assets expressed as a % of the portfolio. The exposure rate corresponds to the investment rate, plus the impact of derivative instruments. The equity exposure corresponds to the actual risk exposure percentage of the equity markets. Derivative strategies may be aimed at increasing exposure (boosting strategy) or reducing exposure (immunization strategy) of the underlying asset.
For example :
 - An equity investment rate of 95% means that 95% of the sub-fund's assets are invested in equity markets in physical securities.
 - An equity exposure rate of 75% means that the sub-fund's actual exposure to equity market risk is 75%. In fact, the investment rate of 95% is reduced by using derivative positions in the sale.
 - An equity exposure rate of 100% means that the sub-fund's actual exposure to equity market risk is 100%. In fact, the investment rate of 95% is increased by using derivative positions in the purchase. Exposure or rate of exposure to foreign currency: Percentage of real assets exposed to the given risk (currency risk).
- **Future / Futures Contract :** Commitment to buy or sell an underlying asset on a specified date and at an agreed price.
- **Risk indicator:** Risks are presented via a synthetic risk indicator (SRI) on a scale ranging from 1 (lowest risk) to 7. It is obtained by combining the market risk measure (MRM) and credit risk measure (CRM).
- **Morningstar Rating:** Quantitative assessment of the past performance of a unit/class, which is updated monthly and measures the risk and performance of this unit/class. It is an objective judgement comparing a unit/class compared to its Morningstar™ Category.
- **SFDR:** The Sustainable Finance Disclosure Regulation (SFDR) is a European regulation introduced to improve transparency on the sustainable investment products market, to prevent greenwashing and to increase transparency concerning sustainability declarations made by financial market participants.
- **SFDR classification, Article 6:** Article 6 applies to funds that do not integrate sustainability into their investment strategy and which may contain stocks that are currently excluded from ESG funds, such as tobacco companies or thermal coal producers.
- **Article 8, SFDR classification:** Under the SFDR, Article 8 products encourage investments or projects with positive environmental or social characteristics and principles of good governance, alongside other non-ESG characteristics.
- **Stock Connect:** Cross border investment channel connecting the Shanghai stockmarket and the Hong Kong stockmarket.
- **Average rating :** Weighted average of the portfolio's ratings.
- **Relative performance :** Measuring the gap between the performance of the financial asset and that of an index.
- **Change in the value of a financial product :** Represents the rise or fall of this product.
- **YTD :** Year to Date (from 31 December of the previous year to the current date).